

www.bookmyparts.com

KP tech[®]
Power on your hand

POWER
ON YOUR
HAND

Unleash Your Potential:
Precision Power Tools
for Every Project



**EXPLORE OUR FULL RANGE OF
POWER TOOLS PRODUCTS 2024**

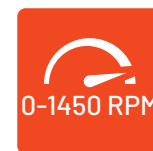

CORDLESS DRILL KIT BK-CLDK3501

Superbly simple, powerfully portable.

Features

- 20 V Power for better performance.
- 0 - 1450 RPM of no-load speed.
- 35 NM of torque to handle tough work.
- Integrated in-built led work light.
- Auto Lock Keyless Chuck.

SPECIFICATIONS		
CAPACITY	VOLTAGE	20 V
	NO-LOAD SPEED	0 - 1450 RPM
	MAX TORQUE	35 NM
	CHARGE VOLTS	220-240V~50/60Hz
CHUCK CAPACITY		1 - 10 MM , WITH SPINDLE LOCK
TORQUE SETTINGS		17 + 1
MAX. DRILLING		STEEL : 10 MM , WOOD : 20 MM
INTEGRATED WORK LIGHT		
INCLUDE COMPONENTS :		
1 PCS 2.0Ah BATTERY PACK		
1 PCS BATTERY CHARGER		
47 PCS ACCESSORIES		
PACKED BY BMC WITH COLOR SLEEVE		




CORDLESS IMPACT DRILL KIT BK-CLIDK4502

Superbly simple, powerfully portable.

Features

- 20 V Power for better performance.
- 0 - 1450 RPM of no-load speed.
- 45 NM of torque to handle tough work.
- Integrated in-built led work light.
- Auto Lock Keyless Chuck.
- Mechanical 2 Speed Gear.

SPECIFICATIONS		
CAPACITY	VOLTAGE	20 V
	NO-LOAD SPEED	0 - 1450 RPM
	MAX TORQUE	45 NM
	IMPACT FREQUENCY	6750 / 21750 / MIN
CHUCK CAPACITY	1- 10 MM , WITH SPINDLE LOCK	
TORQUE SETTINGS	20 + 1 + 1	
MAX. DRILLING	STEEL : 10 MM , WOOD : 32 MM CONCRETE : 13 MM	
INTEGRATED WORK LIGHT		
INCLUDE COMPONENTS :		
2 PCS 2.0Ah BATTERY PACK		
1 PCS BATTERY CHARGER		
47 PCS ACCESSORIES		
PACKED BY BMC WITH COLOR SLEEVE		



power on your hand


CORDLESS IMPACT DRILL BK-CLID35002

Superbly simple, powerfully portable.

Features

- 12 V Power for better performance.
- 0 - 1450 RPM of no-load speed.
- 35 NM of torque to handle tough work.
- Integrated in-built led work light.
- Auto Lock Keyless Chuck.
- Mechanical 2 Speed Gear.

SPECIFICATIONS		
CAPACITY	VOLTAGE	12 V
	NO-LOAD SPEED	0 - 1450 RPM
	MAX TORQUE	35 NM
	CHARGE VOLTS	220-240V~50/60Hz
CHUCK CAPACITY		1 - 10 MM , WITH SPINDLE LOCK
TORQUE SETTINGS		20 + 1 + 1
MAX. DRILLING		STEEL : 10 MM , WOOD : 32 MM CONCRETE : 13 MM
INTEGRATED WORK LIGHT		
INCLUDE COMPONENTS :		
2 PCS 1.5Ah BATTERY PACK		
1 PCS BATTERY CHARGER		
1 PCS CRV 65MM BIT		
PACKED BY INJECTION CASE WITH COLOR SLEEVE		



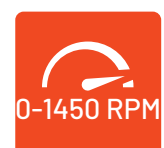

CORDLESS DRILL BK-CLID25002

Superbly simple, powerfully portable.

Features

- 12 V Power for better performance.
- 0 - 1450 RPM of no-load speed.
- 25 NM of torque to handle tough work.
- Integrated in-built led work light.

SPECIFICATIONS		
CAPACITY	VOLTAGE	12 V
	NO-LOAD SPEED	0 - 1450 RPM
	MAX TORQUE	25 NM
	CHARGE VOLTS	220-240V~50/60Hz
CHUCK CAPACITY		1 - 10 MM , WITH SPINDLE LOCK
TORQUE SETTINGS		17 + 1
MAX. DRILLING		STEEL : 10 MM , WOOD : 32 MM
INTEGRATED WORK LIGHT		
INCLUDE COMPONENTS :		
2 PCS 1.5Ah BATTERY PACK		
1 PCS BATTERY CHARGER		
1 PCS CRV 65MM BIT		
PACKED BY COLOR BOX & CARRY BAG		



CORDLESS IMPACT WRENCH BK-CLW3202 & DRIVER

Superbly simple, powerfully portable.

Features

- 20 V Power for better performance.
- 0 - 3000 RPM of no-load speed.
- 320 NM of torque to handle tough work.
- Integrated in-built led work light.

SPECIFICATIONS		
CAPACITY	VOLTAGE	20 V
	NO-LOAD SPEED	0 - 3000 RPM
	MAX TORQUE	320 NM
	CHARGE VOLTS	220-240V~50/60Hz
SQUARE DRIVE	1/2"	
IMPACT RATE	0 - 3700 BPM	
2 PCS 2.0Ah BATTERY PACK		
1 PCS BATTERY CHARGER		
1 PCS SCREW BIT		
3 PCS SOCKETS (17MM , 19MM , 21MM)		
PACKED BY BMC WITH COLOR SLEEVE		



CORDLESS DRILL BK-CLID22001

Superbly simple, powerfully portable.

Features

- 12 V Power for better performance.
- 0 - 1450 RPM of no-load speed.
- 22 NM of torque to handle tough work.
- Integrated in-built led work light.

SPECIFICATIONS		
CAPACITY	VOLTAGE	12 V
	NO-LOAD SPEED	0 - 1450 RPM
	MAX TORQUE	22 NM
	CHARGE VOLTS	220-240V~50/60Hz
CHUCK CAPACITY	1 - 10MM	
TORQUE SETTINGS	17 + 1	
MAX. DRILLING	STEEL : 10MM , WOOD : 20MM	
LED BATTERY POWER INDICATOR		
INTEGRATED WORK LIGHT		
INCLUDE COMPONENTS :		
1 PCS 1.5Ah BATTERY PACK		
1 PCS BATTERY CHARGER		
1 PCS CR-V 65MM BIT		
PACKED BY BMC		



CORDLESS ANGLE GRINDER BK-CLG1002

Superbly simple, powerfully portable.

Features

- 20 V Power for better performance.
- 5000 - 9000 RPM of no-load speed.
- 100 MM Grinding Wheel Diameter.
- With Digital Display Speed.
- Spindle Thread M10.

SPECIFICATIONS		
CAPACITY	VOLTAGE	20 V
	NO-LOAD SPEED	5000 - 9000 RPM
	WHEEL DIA.	100 MM
	CHARGE VOLTS	220-240V~50/60Hz
WITH DIGITAL DISPLAY SPEED FUNCTION		
2 PCS 2.0Ah BATTERY PACK		
1 PCS BATTERY CHARGER		
1 PCS DISC WHEEL GUARD		
1 PCS SIDE HANDLE		
*DISC NOT INCLUDED		
PACKED BY BMC WITH COLOR SLEEVE		



20 V



100 MM



5000-9000
RPM

CORDLESS ROTARY HAMMER BK-CLR22004

Superbly simple, powerfully portable.

Features

- 20 V Power for better performance.
- 0 - 1400 RPM of no-load speed.
- With 2.0 J Max Hammer Force.
- With 3 Pcs Drill & 1 Pcs Chisels.
- Integrated Led Worklight.

SPECIFICATIONS		
CAPACITY	VOLTAGE	20 V
	NO-LOAD SPEED	0 - 1400 RPM
	MAX FORCE	2.0 J
	CHARGE VOLTS	220-240V~50/60Hz
CHUCK CAPACITY		1 - 10 MM , WITH SPINDLE LOCK
IMPACT RATE		0 - 6000 BPM
MAX DRILL DIA.		STEEL : 13 MM , WOOD : 28 MM CONCRETE : 22 MM
2 PCS 4.0Ah BATTERY PACK		
1 PCS BATTERY CHARGER		
3 PCS DRILL BITS (6,8,10MM) , 1 PCS CHISEL		
PACKED BY BMC WITH COLOR SLEEVE		



20 V



22 MM



0-1400 RPM


CONCRETE VIBRATOR BK-CVB1200

Copper Winding Armature.

Features

- Pistol Grip Drill
- 4000 RPM of no-load speed.
- 1200 W Input Power
- 35 MM Shaft Size

SPECIFICATIONS		
CAPACITY	INPUT POWER	1200 W
	NO-LOAD SPEED	4000 RPM
	SHAFT SIZE	35 MM x 1.5 MM
	VOLTAGE	220-240V~50/60Hz
*NO SHAFT INCLUDED		
PACKED BY BMC WITH COLOR SLEEVE		



CONCRETE VIBRATOR BK-CVB1800

Copper Winding Armature.

Features

- Pistol Grip Drill
- 5500 RPM of no-load speed.
- 1800 W Input Power
- 50 MM Shaft Size

SPECIFICATIONS		
CAPACITY	INPUT POWER	1800 W
	NO-LOAD SPEED	5500 RPM
	SHAFT SIZE	50 MM x 1.5 MM
	VOLTAGE	220-240V~50/60Hz
*NO SHAFT INCLUDED		
PACKED BY BMC WITH COLOR SLEEVE		




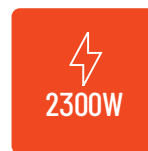
CUT OFF SAW BK-CP2300

Superbly simple, powerfully portable.

Features

- Pure Copper Armature to handle tough work.
- Lock on switch for continues work.
- 45 degree cutting adjustment for precise angle cut.
- Built with durable material for long lasting.

SPECIFICATIONS		
CAPACITY	VOLTAGE	220-240V~50/60Hz
	NO-LOAD SPEED	3800 RPM
	INPUT POWER	2300W
	BLADE SIZE	355x25.4x3MM
MAX CUTTING CAPACITY		100MM IN ROUND PIPE 100X100MM IN SQUARE STEEL 120X100MM IN RECTANGLE
MAX CUTTING STEEL BAR		30MM
WITH 1 PCS 355MM CUTTING DISC		
STANDARD ACCESSORIES		BLADE , GUIDE , WRENCH




CUT OFF SAW BK-CP2400

Superbly simple, powerfully portable.

Features

- Pure Copper Armature to handle tough work.
- Lock on switch for continues work.
- 45 degree cutting adjustment for precise angle cut.
- Built with durable material for long lasting.

SPECIFICATIONS		
CAPACITY	VOLTAGE	220-240V~50/60Hz
	NO-LOAD SPEED	3900 RPM
	INPUT POWER	2400W
	BLADE SIZE	355x25.4x3MM
MAX CUTTING CAPACITY		100MM IN ROUND PIPE 100X100MM IN SQUARE STEEL 120X100MM IN RECTANGLE
MAX CUTTING STEEL BAR		50MM
WITH 1 PCS 355MM CUTTING DISC		
STANDARD ACCESSORIES		BLADE , GUIDE , WRENCH




DEMOLITION BREAKER BK-DB1716

Features

- Anti-Vibration System, Ergonomic Handle With Soft Grip.
- Lock on switch for continues work, Hex Chuck System.
- Strong & Durable Built For Tough Work.
- 360° Adjustable Additional Handle For Flexible Operation.

SPECIFICATIONS	
VOLTAGE	220V-240V~50/60Hz
INPUT POWER	1750W
IMPACT RATE	1900 BPM
IMPACT FORCE	6-45J
WEIGHT	15KG
STANDARD ACCESSORIES	2 PCS CHISELS PACKED BY BMC
AUTO-STOP CARBON BRUSHES	




DEMOLITION BREAKER BK-DB1115

Features

- Anti-Vibration System With Soft Grip Handle.
- Constant Electronics Power. SDS-Max Chuck System.
- Variable Speed Adjustable Switch.
- 360° Adjustable Additional Handle For Flexible Operation.

SPECIFICATIONS	
VOLTAGE	220V-240V~50/60Hz
INPUT POWER	1500W
IMPACT RATE	0-1300 BPM
IMPACT FORCE	6-25J
WEIGHT	11KG
STANDARD ACCESSORIES	2 PCS CHISELS PACKED BY BMC
AUTO-STOP CARBON BRUSHES	




DEMOLITION BREAKER BK-DB1300

Features

- Anti-Vibration System , Ergonomic Soft Grip Handle.
- Lock On Switch For Continues Work. HEX Chuck System.
- 360° Adjustable Additional Handle For Flexible Operation.

SPECIFICATIONS	
VOLTAGE	220V-240V~50/60Hz
INPUT POWER	1300W
IMPACT RATE	0-4100 BPM
IMPACT FORCE	12J
WEIGHT	6KG
STANDARD ACCESSORIES	2 PCS CHISELS PACKED BY BMC
ANTI-VIBRATION SYSTEM	



ROTARY HAMMER BK-RHD20

Features

- With 2 Mode Function & Hammering Operation.
- Lock on switch for continues work.
- SDS Plus Chuck System.
- Reverse / Forward Function For Smooth Work.
- 360° Adjustable Additional Handle For Flexible Operation.

SPECIFICATIONS				
MAX CUTTING CAPACITY	CONCRETE	20MM	VOLTAGE	220V-240V~50/60Hz
	STEEL	13MM	INPUT POWER	500W
	WOOD	30MM	NO-LOAD SPEED	0-850 RPM
ACCESSORIES	3SDS+DRILLS		IMPACT RATE	3900 BPM
SDS PLUS CHUCK SYSTEM			IMPACT ENERGY	1.7J



500W

0-850 RPM

20 MM

ROTARY HAMMER BK-RHD22

Features

- With 4 Mode Function & Hammering Operation.
- Lock on switch for continues work.
- SDS Plus Chuck System.
- Reverse / Forward Function For Smooth Work.
- 360° Adjustable Additional Handle For Flexible Operation.

SPECIFICATIONS				
MAX CUTTING CAPACITY	CONCRETE	22MM	VOLTAGE	220V-240V~50/60Hz
	STEEL	13MM	INPUT POWER	650W
	WOOD	30MM	NO-LOAD SPEED	0-1600 RPM
ACCESSORIES	3SDS+DRILLS		IMPACT RATE	4800 BPM
SDS PLUS CHUCK SYSTEM			IMPACT ENERGY	2.2J



650W

0-1600 RPM

22 MM

ROTARY HAMMER BK-RHD26

Features

- With 4 Mode Function & Hammering Operation.
- Lock on switch for continues work.
- SDS Plus Chuck System.
- Reverse / Forward Function For Smooth Work.
- 360° Adjustable Additional Handle For Flexible Operation.

SPECIFICATIONS				
MAX CUTTING CAPACITY	CONCRETE	26MM	VOLTAGE	220V-240V~50/60Hz
	STEEL	13MM	INPUT POWER	800W
	WOOD	30MM	NO-LOAD SPEED	0-1100 RPM
ACCESSORIES	3SDS+DRILLS		IMPACT RATE	4900 BPM
SDS PLUS CHUCK SYSTEM			IMPACT ENERGY	3.0J



800W

0-1100 RPM

26 MM

ROTARY HAMMER BK-RHD26-1

Features

- With Additional Key Less Chuck.
- With 4 Mode Function & Hammering Operation.
- Lock on switch for continues work.
- SDS Plus Chuck System.
- Reverse / Forward Function For Smooth Work.
- 360° Adjustable Additional Handle For Flexible Operation.



SPECIFICATIONS				
MAX CUTTING CAPACITY	CONCRETE	26MM	VOLTAGE	220V-240V~50/60Hz
	STEEL	13MM	INPUT POWER	800W
	WOOD	30MM	NO-LOAD SPEED	0-1100 RPM
ACCESSORIES	3SDS+DRILLS		IMPACT RATE	4900 BPM
SDS PLUS CHUCK SYSTEM			IMPACT ENERGY	3.0J



800W



0-1100 RPM



26 MM

ROTARY HAMMER BK-RH1200

Features

- Anti Vibration System.
- Industrial Motor With 4J Impact Energy For Heavy Duty Work.
- SDS Plus Chuck System With 3 Mode Drilling Function.
- Lock On Switch For Continues Work.
- 360° Adjustable Additional Handle For Flexible Operation.



SPECIFICATIONS				
MAX CUTTING CAPACITY	CONCRETE	28MM	VOLTAGE	220V-240V~50/60Hz
	STEEL	13MM	INPUT POWER	1200W
	3 MODE FUNCTION		NO-LOAD SPEED	1200 RPM
ACCESSORIES	3 DRILLS + 2 CHISELS		IMPACT RATE	4500 BPM
SDS PLUS CHUCK SYSTEM			IMPACT ENERGY	4J



1200W



4500 BPM



28 MM

ROTARY HAMMER BK-RH1500

Features

- Anti Vibration System.
- Industrial Motor With 6J Impact Energy For Heavy Duty Work.
- SDS Plus Chuck System With 3 Mode Drilling Function.
- Lock On Switch For Continues Work.
- 360° Adjustable Additional Handle For Flexible Operation.



SPECIFICATIONS				
MAX CUTTING CAPACITY	CONCRETE	32MM	VOLTAGE	220V-240V~50/60Hz
	STEEL	13MM	INPUT POWER	1500W
	3 MODE FUNCTION		NO-LOAD SPEED	950 RPM
ACCESSORIES	3 DRILLS + 2 CHISELS		IMPACT RATE	4350 BPM
SDS PLUS CHUCK SYSTEM			IMPACT ENERGY	6J



1500W



4350 BPM



32 MM

IMPACT DRILL BK-D1360

SPECIFICATIONS			
MAX DRILL CAPACITY	1.5-13MM	VOLTAGE	220V-240V~50/60Hz
NO LOAD SPEED	0-2800 RPM	INPUT POWER	650W
VARIABLE SPEED HAMMER FUNCTION	IMPACT RATE	0-48000 BPM	
FORWARD / REVERSE SWITCH	PACKED BY	COLOR BOX	



IMPACT DRILL BK-D1380

SPECIFICATIONS			
MAX DRILL CAPACITY	1.5-13MM	VOLTAGE	220V-240V~50/60Hz
NO LOAD SPEED	0-3000 RPM	INPUT POWER	850W
VARIABLE SPEED HAMMER FUNCTION	IMPACT RATE	0-48000 BPM	
FORWARD / REVERSE SWITCH	PACKED BY	COLOR BOX	



IMPACT DRILL BK-D1310

SPECIFICATIONS			
MAX DRILL CAPACITY	13MM	VOLTAGE	220V-240V~50/60Hz
NO LOAD SPEED	0-2800 RPM	INPUT POWER	1100W
VARIABLE SPEED HAMMER FUNCTION		IMPACT RATE	0-52000 BPM
FORWARD / REVERSE SWITCH		PACKED BY	COLOR BOX
ALUMINUM DURABLE GEAR BOX			



ELECTRIC DRILL BK-D1050

SPECIFICATIONS				
MAX DRILLING CAPACITY	METAL	10MM	VOLTAGE	220V-240V~50/60Hz
	WOOD	25MM	INPUT POWER	500W
CHUCK CAPACITY	1.0-10MM		NO-LOAD SPEED	0-3300 RPM
VARIABLE SPEED SWITCH			PACKED BY	COLOR BOX
FORWARD / REVERSE SWITCH				



ANGLE GRINDER BK-G7001

Features

- 710W Angle Grinder Is Widely Applicated For Metal & Wood For Fast Cutting & Precision Grinding Work.
- Lock On Switch For Easily & Fast Disc Installation.
- Built With Durable Material For Long Lasting.
- Grinder Comes With Safety Guard To Ensure Safety & Protection Of User.



SPECIFICATIONS	
VOLTAGE	220V-240V~50-60Hz
INPUT POWER	710W
NO-LOAD SPEED	12000RPM
DISC DIAMETER	100MM
SPINDLE THREAD	M10
INCLUDED ACCESSORIES	1 PCS AUXILIARY HANDLE , BLADE GUARD , WRENCH
PACKED BY	COLOR BOX



ANGLE GRINDER BK-G9001-M

Features

- 900W Angle Grinder Is Widely Applicated For Metal & Wood For Fast Cutting & Precision Grinding Work.
- Lock On Switch For Easily & Fast Disc Installation.
- Built With Durable Material For Long Lasting.
- Grinder Comes With Safety Guard To Ensure Safety & Protection Of User.



SPECIFICATIONS	
VOLTAGE	220V-240V~50-60Hz
INPUT POWER	900W
NO-LOAD SPEED	12000RPM
DISC DIAMETER	100MM
SPINDLE THREAD	M10
INCLUDED ACCESSORIES	1 PCS AUXILIARY HANDLE , BLADE GUARD , WRENCH
PACKED BY	COLOR BOX



ANGLE GRINDER BK-G8001

Features

- 850W Angle Grinder Is Widely Applicated For Metal & Wood For Fast Cutting & Precision Grinding Work.
- Lock On Switch For Easily & Fast Disc Installation.
- Built With Durable Material For Long Lasting.
- Grinder Comes With Safety Guard To Ensure Safety & Protection Of User.

SPECIFICATIONS	
VOLTAGE	220V-240V~50-60Hz
INPUT POWER	850W
NO-LOAD SPEED	12000RPM
DISC DIAMETER	100MM
SPINDLE THREAD	M10
INCLUDED ACCESSORIES	1 PCS AUXILIARY HANDLE , BLADE GUARD , WRENCH
PACKED BY	COLOR BOX



850W



12000 RPM



100 MM/4"

ANGLE GRINDER BK-G900

Features

- 900W Angle Grinder Is Widely Applicated For Metal & Wood For Fast Cutting & Precision Grinding Work.
- Lock On Switch For Easily & Fast Disc Installation.
- Built With Durable Material For Long Lasting.
- Grinder Comes With Safety Guard To Ensure Safety & Protection Of User.

SPECIFICATIONS	
VOLTAGE	220V-240V~50-60Hz
INPUT POWER	900W
NO-LOAD SPEED	12000RPM
DISC DIAMETER	125MM
SPINDLE THREAD	M14
INCLUDED ACCESSORIES	1 PCS AUXILIARY HANDLE , BLADE GUARD , WRENCH
PACKED BY	COLOR BOX



900W



12000 RPM



125 MM/5"

ANGLE GRINDER BK-G1200

Features

- 1200W Angle Grinder Is Widely Applicated For Fast Cutting & Precision Grinding Work.
- Lock On Switch For Easily & Fast Disc Installation.
- Built With Durable Material For Long Lasting.

SPECIFICATIONS	
VOLTAGE	220V-240V~50-60Hz
INPUT POWER	1200W
NO-LOAD SPEED	3000-12000 RPM
DISC DIAMETER	125MM
SPINDLE THREAD	M14
INCLUDED ACCESSORIES	1 PCS AUXILIARY HANDLE , BLADE GUARD , WRENCH
PACKED BY	COLOR BOX



1200W

3000-
12000 RPM

125 MM/5"

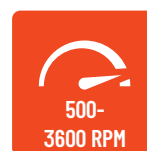

ANGLE POLISHER BK-CP1400

Features

- Generate A High Speed Rotation That Is Perfect For Quickly & Easily Removing Scratches.
- Lock On Switch For Continues Work.
- Comes With Variable Speed Adjuster For Your Need.
- Built With Durable Material For Long Lasting.
- Durable Aluminum Gear Box.



SPECIFICATIONS	
VOLTAGE	220V-240V~50-60Hz
INPUT POWER	1400W
NO-LOAD SPEED	500-3600 RPM
PAD DIAMETER	180 MM
SPINDLE THREAD	M14
INCLUDED ACCESSORIES	1 PCS POLISHING PAD , 1 PCS POLISHING BONNET
PACKED BY	COLOR BOX




MINI GRINDER BK-M1311

Features

- 110 Pcs Accessories For Your Multiple Crafting, Engraving Polishing & Other Small Application.
- Lock On Switch For Easily & Fast Tools Installation.
- Comes With Variable Speed Adjuster For Your Need.
- Built With Durable Material For Long Lasting.
- Flexible Shaft Attachment Screws Easily To Rotary Tool & Is For Precise , Detailed Work Or To Access Hard-To-Reach Places.



SPECIFICATIONS	
VOLTAGE	220V-240V~50-60Hz
INPUT POWER	200W
NO-LOAD SPEED	8000-35000 RPM
COLLET SIZE	3.2MM / 2.3MM
SPEED	VARIABLE SPEED CONTROL
INCLUDED ACCESSORIES	1 PCS FLEXIBLE SHAFT , 110 PCS ACCESSORIES
PACKED BY	COLOR BOX




MARBLE CUTTER BK-MC1101

Features

- High Power Cutter Specially Designed For Cutting Marble & Tiles.
- 13000 RPM of no-load speed.
- Lock On Switch For Easily & Fast Disc Installation.
- 110 MM Blade Diameter.



SPECIFICATIONS	
VOLTAGE	220V-240V-50/60Hz
INPUT POWER	1450W
NO LOAD SPEED	13000 RPM
MAX CUTTING CAPACITY	34MM
BLADE DIAMETER	110 MM
PACKED BY COLOR BOX	




MARBLE CUTTER BK-MC1252

Features

- High Power Cutter Specially Designed For Cutting Marble & Tiles.
- 13000 RPM of no-load speed.
- Lock On Switch For Easily & Fast Disc Installation.
- 125 MM Blade Diameter.




SPECIFICATIONS	
VOLTAGE	220V-240V-50/60Hz
INPUT POWER	1450W
NO LOAD SPEED	13000 RPM
MAX CUTTING CAPACITY	34MM
BLADE DIAMETER	125 MM
PACKED BY COLOR BOX	



CIRCULAR SAW BK-CS185

WOOD WORKING TOOLS

SPECIFICATIONS		
VOLTAGE	220V-240V~50/60Hz	
INPUT POWER	1400W	
NO LOAD SPEED	5800 RPM	
MAX CUTTING CAPACITY	45 DEGREE	44 MM
	90 DEGREE	65 MM
BLADE DIAMETER	185x20 MM	
ADJUSTABLE CUTTING DEPTH		
ADJUSTABLE BEVEL CUTTING		
ACCESSORIES	1 PCS 185 MM BLADE	
PACKED BY COLOR BOX		



JIG SAW BK-J4001

Features

- 400W Armature Provide Max Capacity Of 60MM In Wood Cutting.
- Lock On Switch For Continues Work.
- Variable Speed Function For Smooth Work.
- 45 Degree Cutting Adjustment.

SPECIFICATIONS

VOLTAGE	220V-240V~50/60Hz		BEVEL	0-45 DEGREE
INPUT POWER	400W		STROKE LENGTH	18 MM
NO LOAD SPEED	0-3000 RPM		ERGONOMIC HANDLE GRIP	
MAX CUTTING CAPACITY	STEEL	5 MM	ACCESSORIES	1 PCS SAW BLADE
	WOOD	55-60 MM	PACKED BY COLOR BOX	



400W

0-3000 RPM

MAX. CUTTING 60 MM

JIG SAW BK-J5001

Features

- 520W Armature Provide Max Capacity Of 60MM In Wood Cutting.
- Lock On Switch For Continues Work.
- Variable Speed Function For Smooth Work.
- 45 Degree Cutting Adjustment.
- With Pendulum Function For Freely Blade Movement.

SPECIFICATIONS

VOLTAGE	220V-240V~50/60Hz		BEVEL	0-45 DEGREE
INPUT POWER	520W		STROKE LENGTH	18 MM
NO LOAD SPEED	0-3000 RPM		ERGONOMIC HANDLE GRIP	
MAX CUTTING CAPACITY	STEEL	8 MM	ACCESSORIES	3 PCS SAW BLADE
	WOOD	65-80 MM	PACKED BY COLOR BOX	



520W

0-3000 RPM

MAX. CUTTING 80 MM

JIG SAW BK-J8001

Features

- 800W Armature Provide Max Capacity Of 100MM In Wood Cutting.
- With Dust Collector For Clean & Hassel.
- Variable Speed Function For Smooth Work.
- 45 Degree Cutting Adjustment.
- With Pendulum Function For Freely Blade Movement.
- Laser Marking System For Accurate Work.

SPECIFICATIONS

VOLTAGE	220V-240V~50/60Hz		BEVEL	0-45 DEGREE
INPUT POWER	800W		STROKE LENGTH	22 MM
NO LOAD SPEED	0-3000 RPM		WITH LASER MARKING SYSTEM	
MAX CUTTING CAPACITY	STEEL	10 MM	ACCESSORIES	5 PCS SAW BLADE
	WOOD	80-100 MM	PACKED BY COLOR BOX	



800W

0-3000 RPM

MAX. CUTTING 100 MM

FINISHING SANDER BK-F3200

Features

- Delivers High Performance For Smooth & Efficient Sanding On Various Surfaces.
- Lock On Switch For Continues Work.
- Strong & Durable Aluminum Base.
- Quick & Hassel Free Sandpaper Replacement With The Convenient Hook & Loop System.



SPECIFICATIONS			
BOTTOM BASE	180MMx90MM	ACCESSORIES	5 PCS SAND PAPER
VOLTAGE	220V-240V~50/60Hz		
INPUT POWER	320W	ALUMINUM DURABLE BASE	
NO LOAD SPEED	14000 RPM	PACKED BY COLOR BOX	




ELECTRIC ROUTER BK-ER1612

Features

- With Various Collet Size For Your Versatile Need For Wood Working.
- The Ergonomic Handles Provide A Comfortable Grip During Extended Use, Reducing Fatigue & Improving Control.
- Built To Last With A Sturdy Aluminum Base & High Quality Components, Ensuring Reliability & Longevity.



SPECIFICATIONS			
VOLTAGE	220V-240V~50-60Hz	INCLUDE ACCECCORIES	1 PCS ALUMINUM GUIDE FENCE
INPUT POWER	1600 W		1 PCS COPING RING
NO-LOAD SPEED	22000 RPM		1 SET PARALLE GUIDE
COLLET SIZE	6,8,12MM,1/4",1/2"		
PLUNGE CAPACITY	0-60 MM	PACKED BY COLOR BOX	




ELE. LAMINATE TRIMMER BK-LT614

SPECIFICATIONS			
CHUCK DIAMETER	6MM & 1/4" WITH 6MM & 1/4" COLLETS	NO-LOAD SPEED	33500 RPM
VOLTAGE	220V-240V~50-60Hz	ACCESSORIES	1 SET PARALLE GUIDE
INPUT POWER	1600 W	PACKED BY COLOR BOX	



RECIPROCATING SAW BK-RC800

SPECIFICATIONS			
VOLTAGE	220V-240V~50-60Hz	SDS BLADE CHANGE CHUCK	
INPUT POWER	800 W	ROTATABLE REAR HANDLE TO SUIT MOST CUTTING	
NO-LOAD SPEED	0-2800 RPM	ACCESSORIES	1 PCS METAL SAW BLADE
MAX CUTTING DEPTH	ALUMINUM 12MM		1 PCS WOOD SAW BLADE
	STEEL 8MM		
	WOOD 115MM	PACKED BY COLOR BOX	



IMPACT WRENCH BK-EW1290

SPECIFICATIONS		
CAPACITY	MAX TORQUE	550NM
	SQUARE DRIVE	1/2"
SPINDLE THREAD	M24	
VOLTAGE	220V-240V~50/60Hz	
INPUT POWER	950W	
NO LOAD SPEED	2200 RPM	
INCLUDE ACCESSORIES	ALUMINUM GEAR BOX WITH RUBBER 6 PCS SOCKET (17,18,19,21,23,24MM) 1 PCS 125 MM ADAPTOR	
FORWARD / REVERSE FUNCTION		
PACKED BY BMC		



⚡
950W

🌀
2200 RPM

550 NM

AIR IMPACT WRENCH BK-PW12

AIR TOOLS

SPECIFICATIONS			
CAPACITY		MAX TORQUE	610NM (450FT)
		SQUARE DRIVE	12.5MM (1/2")
LENGTH	187MM (7.3")		
WEIGHT	2.6KGS (5.7LBS)		
AIR PRESSURE		6.3 BAR (90PSI)	
NO LOAD SPEED		7000 RPM	
INCLUDE ACCESSORIES		TWIN HAMMER MECHANISM 3 PCS SOCKET (17MM,19MM,21MM)	
AIR CONSUMPTION		204L/MIN (7.2CFM)	
AIR INLET	1/4"		
FORWARD / REVERSE FUNCTION			
PACKED BY COLOR BOX			



1/2"

🌀
7000 RPM

610 NM

AIR IMPACT WRENCH KIT BK-PW12-K

AIR TOOLS

SPECIFICATIONS			
CAPACITY		MAX TORQUE	312NM (230FT)
		SQUARE DRIVE	12.5MM (1/2")
LENGTH	187MM (7.3")		
WEIGHT	4.2KGS (9.3LBS)		
AIR PRESSURE		6.3 BAR (90PSI)	
NO LOAD SPEED		7000 RPM	
INCLUDE ACCESSORIES		WITH 10 PCS SOCKET	
		(9MM,10MM,11MM,13MM,14MM,17MM, 19MM,22MM,24MM,27MM)	
AIR CONSUMPTION		142.5L/MIN (5.0CFM)	
AIR INLET	1/4"		
FORWARD / REVERSE FUNCTION			
PACKED BY COLOR BOX			



1/2"

🌀
7000 RPM

312 NM

HEAT GUN BK-HT2000

Features

- Three Temperature Setting Mechanism.
- Three Air Flow Technology.

SPECIFICATIONS	
VOLTAGE	220V-240V~50/60Hz
INPUT POWER	2000W
TEMPERATURE	50° C/450° C/550° C
AIR FLOW	450/300/450 L / MIN
PACKED BY COLOR BOX	



2000W

50°C-550°C

HEAT GUN BK-HT2000-A

Features

- Three Temperature Setting Mechanism.
- Three Air Flow Technology.
- 6 Pcs Accessories For Different User Need.

SPECIFICATIONS	
VOLTAGE	220V-240V~50/60Hz
INPUT POWER	2000W
TEMPERATURE	50° C/450° C/550° C
AIR FLOW	450/300/450 L / MIN
INCLUDE ACCESSORIES	WITH 1 PCS SCRAPER & 4 PCS NOZZLES
PACKED BY COLOR BOX	



2000W

50°C-550°C

AIR BLOWER BK-AB7001

SPECIFICATIONS	
VOLTAGE	220V-240V~50/60Hz
INPUT POWER	750W
SPEED	13000 RPM
PACKED BY	COLOR BOX
MADE IN INDIA	



750W

13000 RPM

HIGH PRESSURE BK-HPW1400 WASHER

Features

- Powerful Pure Copper Armature.
- Tempered Stainless Steel With 3 Axial Plunger Wooble Plate Pump.
- Quick Connect Accessories.
- Equipped With Wheels & Handle.

SPECIFICATIONS				
CAPACITY	MAX PRESSURE		130BAR (1900PSI)	AUTO STOP SYSTEM
	FLOW RATE	6.5L/MIN		ACCESSORIES 1 SET WATER SPRAY GUN 2 QUICK CONNECTORS 5M HIGH PRESSURE HOSE 1 PCS WATER CONNECTOR
MOTOR	CARBON BRUSH MOTOR			
	PURE COPPER WIRE			
VOLTAGE	220V-240V~50/60Hz			PACKED BY COLOR BOX
INPUT POWER	1400W			3 AXIAL PLUNGER WOBBLE-PLATE PUMP



1400W

130 BAR

6.5 L/min

HIGH PRESSURE BK-HPW1800 WASHER

Features

- Powerful Pure Copper Armature.
- Tempered Stainless Steel With 3 Axial Plunger Wooble Plate Pump.
- Quick Connect Accessories.
- Equipped With Wheels & Handle.

SPECIFICATIONS				
CAPACITY	MAX PRESSURE	150BAR (2200PSI)	AUTO STOP SYSTEM	
	FLOW RATE	7.0L/MIN	ACCESSORIES	1 SET WATER SPRAY GUN
MOTOR	CARBON BRUSH MOTOR	2 QUICK CONNECTORS		
	PURE COPPER WIRE	5M HIGH PRESSURE HOSE		
VOLTAGE	220V-240V~50/60Hz		1 PCS WATER CONNECTOR	
VOLTAGE	220V-240V~50/60Hz		PACKED BY COLOR BOX	
INPUT POWER	1800W		3 AXIAL PLUNGER WOBBLE-PLATE PUMP	



1800W

150 BAR

7.0 L/min

HIGH PRESSURE BK-PWP1400 WASHER

Features

- Powerful Pure Copper Motor.
- Tempered Stainless Steel With 3 Axial Plunger Wooble Plate Pump.
- Quick Connect Accessories.
- Equipped With Wheels & Handle.

SPECIFICATIONS				
CAPACITY	MAX PRESSURE	110BAR (1600PSI)		AUTO STOP SYSTEM
	FLOW RATE	6.5L/MIN		ACCESSORIES 1 SET WATER SPRAY GUN 2 QUICK CONNECTORS 5M HIGH PRESSURE HOSE 1 PCS WATER CONNECTOR
MOTOR	CARBON BRUSH MOTOR			
	PURE COPPER WIRE			
VOLTAGE	220V-240V-50/60Hz		PACKED BY COLOR BOX	
INPUT POWER	1400W		3 AXIAL PLUNGER WOBBLE-PLATE PUMP	



1400W

110 BAR

6.5 L/min

HIGH PRESSURE WASHER BK-PWP1500

Features

- Induction Motor Pump For Heavy & Industrial Application.
- Tempered Stainless Steel With 3 Axial Plunger Wobble Plate Pump.
- Quick Connect Accessories.
- Portable Design With Handle.




SPECIFICATIONS				
CAPACITY	MAX PRESSURE		120BAR (1750PSI)	AUTO STOP SYSTEM
	FLOW RATE	7.0L/MIN		ACCESSORIES
MOTOR	INDUCTION MOTOR		1 SET WATER SPRAY GUN	
	PURE COPPER WIRE		2 QUICK CONNECTORS	
VOLTAGE	220V-240V~50/60Hz		5M HIGH PRESSURE HOSE	
INPUT POWER	1500W		1 PCS WATER CONNECTOR	
			PACKED BY COLOR BOX	
			3 AXIAL PLUNGER WOBBLE-PLATE PUMP	

HIGH PRESSURE WASHER BK-PWT1800

Features

- 1800W Induction Motor Pump For Heavy & Industrial Application.
- Tempered Stainless Steel With 3 Axial Plunger Wobble Plate Pump.
- Quick Connect Accessories.
- Trolley Type Design For Hassle Free Movement.



SPECIFICATIONS				
CAPACITY	MAX PRESSURE		130BAR (1850PSI)	AUTO STOP SYSTEM
	FLOW RATE	8.5L/MIN		ACCESSORIES 1 SET WATER SPRAY GUN 2 QUICK CONNECTORS 5M STEEL WIRED HOSE 1 PCS WATER CONNECTOR
MOTOR	INDUCTION MOTOR			
	PURE COPPER WIRE			
VOLTAGE	220V-240V~50/60Hz		PACKED BY COLOR BOX	
INPUT POWER	1800W		3 AXIAL PLUNGER WOBBLE-PLATE PUMP	

HIGH PRESSURE WASHER BK-PWT2100

Features

- 2100W Induction Motor Pump For Heavy & Industrial Application.
- Tempered Stainless Steel With 3 Axial Plunger Wobble Plate Pump.
- Quick Connect Accessories.
- Trolley Type Design For Hassle Free Movement.



SPECIFICATIONS				
CAPACITY	MAX PRESSURE		150BAR (2200PSI)	
	FLOW RATE	11.0L/MIN		
MOTOR	INDUCTION MOTOR		ACCESSORIES	1 SET METAL SPRAY GUN
	PURE COPPER WIRE			2 QUICK CONNECTORS
VOLTAGE	220V-240V~50/60Hz		10M STEEL WIRED HOSE	
INPUT POWER	2100W		1 PCS WATER CONNECTOR	
PACKED BY COLOR BOX				
3 AXIAL PLUNGER WOBBLE-PLATE PUMP				

VACUUM CLEANER BK-VC121000

Features

- WET/DRY/BLOW 3 In 1 Function.
- Portable Design Equipped With Wheels & Handle For Smooth Movement.
- Multiple Accessories For User Need.
- Perfect For Home & Car Cleaning Application.

SPECIFICATIONS		
CAPACITY	AIR FLOW	30L/S
	DUST CAPACITY	10L
	VACUUM PRESSURE	16KPa
MOTOR	PURE COPPER WIRE	
TANK	PLASTIC	
VOLTAGE	220V-240V~50/60Hz	
INPUT POWER	1000W	
ACCESSORIES	PLASTIC THREE PARTS TUBE 1.5M FLEXIBLE HOSE 1 PCS PLASTIC WATER BRUSH , NOZZLE , CLOTH BAG 2.3M CORD LENGTH SPONG FILTER	
PACKED BY	COLOR BOX	
WET & DRY CLEANING		



1000W

10 L

16KPA

VACUUM CLEANER BK-VC201200

Features

- WET/DRY/BLOW 3 In 1 Function.
- Portable Design Equipped With Wheels & Handle For Smooth Movement.
- Multiple Accessories For User Need.
- For Your Industrial & Home Application.

SPECIFICATIONS		
CAPACITY	AIR FLOW	30L/S
	DUST CAPACITY	20L
	VACUUM PRESSURE	18KPa
MOTOR	PURE COPPER WIRE	
TANK	METAL	
VOLTAGE	220V-240V~50/60Hz	
INPUT POWER	1200W	
ACCESSORIES	PLASTIC TWO PARTS TUBE 1.5M FLEXIBLE HOSE 1 PCS ASSORTED BRUSH , HEPA FILTER , SPONGE FILTER 2.3M CORD LENGTH 1 SET WET BRUSH	
PACKED BY	COLOR BOX	
WET & DRY CLEANING		



1200W

20 L

18KPA

VACUUM CLEANER BK-VC251200

Features

- WET/DRY/BLOW 3 In 1 Function.
- Portable Design Equipped With Wheels & Handle For Smooth Movement.
- Multiple Accessories For User Need.
- For Your Industrial & Home Application.

SPECIFICATIONS		
CAPACITY	AIR FLOW	30L/S
	DUST CAPACITY	25L
	VACUUM PRESSURE	18KPa
MOTOR	PURE COPPER WIRE	
TANK	METAL	
VOLTAGE	220V-240V~50/60Hz	
INPUT POWER	1200W	
ACCESSORIES	PLASTIC TWO PARTS TUBE 1.5M FLEXIBLE HOSE 1PCS ASSORTED BRUSH , HEPA FILTER , SPONGE FILTER 2.3M CORD LENGTH 1SET WET BRUSH	
PACKED BY	COLOR BOX	
WET & DRY CLEANING		



 1200W

25 L

18KPA

VACUUM CLEANER BK-VC301200

Features

- WET/DRY/BLOW 3 In 1 Function.
- Portable Design Equipped With Wheels & Handle For Smooth Movement.
- Multiple Accessories For User Need.
- Powerful Motor & Suction For Industrial Application.

SPECIFICATIONS		
CAPACITY	AIR FLOW	30L/S
	DUST CAPACITY	30L
	VACUUM PRESSURE	18KPa
MOTOR	PURE COPPER WIRE	
TANK	METAL	
VOLTAGE	220V-240V~50/60Hz	
INPUT POWER	1400W	
ACCESSORIES	PLASTIC TWO PARTS TUBE 1.5M FLEXIBLE HOSE 1 PCS ASSORTED BRUSH , HEPA FILTER , SPONGE FILTER 2.3M CORD LENGTH 1 SET WET BRUSH	
PACKED BY	COLOR BOX	
WET & DRY CLEANING		



 1400W

30 L

18KPA

INVERTER MMA WELDING MACHINE BK-WM200A

Features

- IGBT Inverter Technology ▪ Auto Temperature Cut Off System.
- Digital Ampere & Temperature Display For Precise Control.
- Light Weight & Portable Design For User Convenience.

SPECIFICATIONS			
TECHNOLOGY	IGBT INVERTER	NO LOAD VOLTAGE	70 V
FREQUENCY	50/60HZ	DUTY CYCLE (%)	200A@60%
INPUT VOLTAGE	1-220V-240V	DIA. OF ELECTRODE	1.6-5.0 MM
OUTPUT CURRENT	20-200 A	DISPLAY	LED
MAX OUTPUT CURRENT	200 A	PACKED BY COLOR BOX	
INCLUDE ACCESSORIES	1 PCS ELECTRODE HOLDER WITH CABLE , 1 PCS EARTH HOLDER WITH CABLE		
ANTI-STICK HOT START ARC FORCE			



200A

IGBT

Anti-stick

INVERTER MMA WELDING MACHINE BK-WM250A

Features

- IGBT Inverter Technology ▪ Auto Temperature Cut Off System.
- Digital Ampere & Temperature Display For Precise Control.
- Light Weight & Portable Design For User Convenience.

SPECIFICATIONS				
TECHNOLOGY	IGBT INVERTER IP21S		PHASE	SINGLE
FREQUENCY	50/60HZ		DUTY CYCLE (%)	250A@60%
INPUT VOLTAGE	1-220V-240V		DIA. OF ELECTRODE	1.6-5.0 MM
OUTPUT CURRENT	21.2-250 A		DISPLAY	LED
MAX OUTPUT CURRENT		250 A	PACKED BY COLOR BOX	
INCLUDE ACCESSORIES	1 PCS ELECTRODE HOLDER WITH CABLE , 1 PCS EARTH HOLDER WITH CABLE			



250A

IGBT

IP21S

INVERTER MMA WELDING MACHINE BK-WM400A

Features

- IGBT Inverter Technology ▪ Auto Temperature Cut Off System.
- Digital Ampere & Temperature Display For Precise Control.
- Light Weight & Portable Design For User Convenience.
- Single Phase / Three Phase.

SPECIFICATIONS				
TECHNOLOGY	IGBT INVERTER IP21S		DISLPAY	LED
FREQUENCY	50/60HZ		DUTY CYCLE(%)	400A@60%
INPUT VOLTAGE	1~220V-240V		DIA. OF ELECTRODE	1.6-5.0 MM
OUTPUT CURRENT	32.4-400 A		NO LOAD VOLTAGE	70-80V
MAX OUTPUT CURRENT		400 A	PACKED BY COLOR BOX	
INCLUDE ACCESSORIES	1 PCS ELECTRODE HOLDER WITH CABLE , 1 PCS EARTH HOLDER WITH CABLE			



400A

IGBT

IP21S

OIL FREE AND SILENT AIR COMPRESSOR BK-AC24L

Features

- Actual 24L Tank Size.
- Auto Cut Off System.
- Oil & Noise Free Technology.
- Portable Design For User Convenience , Equipped With Wheels & Handle.

SPECIFICATIONS			
VOLTAGE	220V-240V~50Hz	NO LOAD SPEED	1380 RPM
INPUT POWER	750W (1.0HP)	OPERATION PRESSURE	MAX.8BAR
TANK	24L (6.3GAL)	NOISE	60DB
MOTOR	COPPER WIRE	PACKED BY	CARTON BOX
OIL FREE SYSTEM			



 750W


 1380 RPM


 24 L

OIL FREE AND SILENT AIR COMPRESSOR BK-AC30L

Features

- Actual 30L Tank Size.
- Auto Cut Off System.
- Oil & Noise Free Technology.
- Portable Design For User Convenience , Equipped With Wheels & Handle.

SPECIFICATIONS			
VOLTAGE	220V-240V~50Hz	NO LOAD SPEED	2800 RPM
INPUT POWER	960W (1.5HP)	OPERATION PRESSURE	MAX.8BAR
TANK	30L (7.9GAL)	NOISE	65DB
MOTOR	COPPER WIRE	PACKED BY	CARTON BOX
OIL FREE SYSTEM			



 960W


 2800 RPM


 30 L

OIL FREE AND SILENT AIR COMPRESSOR BK-AC50L

Features

- Actual 50L Tank Size.
- Auto Cut Off System.
- Oil & Noise Free Technology.
- Portable Design For User Convenience , Equipped With Wheels & Handle.

SPECIFICATIONS			
VOLTAGE	220V-240V~50Hz	NO LOAD SPEED	2800 RPM
INPUT POWER	1560W (2.0HP)	OPERATION PRESSURE	MAX.8BAR
TANK	50L (13.2GAL)	NOISE	75DB
MOTOR	COPPER WIRE	PACKED BY	CARTON BOX
OIL FREE SYSTEM			



 1560W


 2800 RPM


 50 L

OIL FREE AND HIGH SPEED AIR COMPRESSOR 2 HEAD


Features

- Actual 50L Tank Size.
- Auto Cut Off System.
- Oil & Noise Free Technology.
- Portable Design For User Convenience , Equipped With Wheels & Handle.

BK-AC50L-2



SPECIFICATIONS			
VOLTAGE	220V-240V~50Hz	NO LOAD SPEED	2800 RPM
INPUT POWER	980+980W (1.3+1.3HP)	OPERATION PRESSURE	MAX.8BAR
TANK	50L (13.2GAL)	NOISE	75DB
MOTOR	COPPER WIRE	PACKED BY	CARTON BOX
OIL FREE SYSTEM			

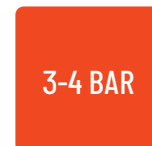


AIR SPRAY GUN BK-PSG500

Features

- Pressure Adjuster As Per User Need.
- 500 CC Tank Capacity.
- Flexible Flow Nozzle For Your Vertical , Horizontal & Circular Sprayer.

SPECIFICATIONS			
CAPACITY	PAINT CAPACITY		500CC
	AIR CONSUMPTION		5CFM (110-200L/MIN)
	OPERATING PRESSURE		3-4 BAR
	PATTERN WIDTH		120-230MM
STANDARD NOZZLE		1.5MM	
OPTIONAL NOZZLE		1.2-1.8MM	
CONNECTOR		EUROPE TYPE CONNECTOR	
PACKED BY		COLOR BOX	
SUITABLE FOR BASE COAT			



AIR SPRAY GUN BK-PSG600

Features

- HVLP.
- Pressure Adjuster As Per User Need.
- 600 CC Tank Capacity.
- Flexible Flow Nozzle For Your Vertical , Horizontal & Circular Sprayer.

SPECIFICATIONS		
CAPACITY	PAINT CAPACITY	600CC
	AIR CONSUMPTION	6CFM (110-200L/MIN)
	OPERATING PRESSURE	2-3.5 BAR
	PATTERN WIDTH	160-260MM
STANDARD NOZZLE	1.4MM	
OPTIONAL NOZZLE	1.3-2.5MM	
CONNECTOR	EUROPE TYPE CONNECTOR	
PACKED BY	COLOR BOX	
SUITABLE FOR BASE COAT		



AIR SPRAY GUN BK-PSG1000

Features

- Pressure Adjuster As Per User Need.
- 1000 CC Tank Capacity.
- Flexible Flow Nozzle For Your Vertical , Horizontal & Circular Sprayer.

SPECIFICATIONS		
CAPACITY	PAINT CAPACITY	1000CC
	AIR CONSUMPTION	4.2-7.1CFM (119-200L/MIN)
	OPERATING PRESSURE	3-4 BAR
	PATTERN WIDTH	140-180MM
STANDARD NOZZLE	1.5MM	
OPTIONAL NOZZLE	1.2-1.8MM	
CONNECTOR	EUROPE TYPE CONNECTOR	
PACKED BY	COLOR BOX	
SUITABLE FOR BASE COAT		



AIR WASHING GUN BK-PWG215

SPECIFICATIONS		
CAPACITY	WASHING CAPACITY	0.75L
	OPERATION PRESSURE	4 BAR
NOZZLE	215MM	
CONNECTOR	EUROPE TYPE CONNECTOR	
PACKED BY	COLOR BOX	



AIR TIRE INFLATING GUN BK-PTG115

SPECIFICATIONS	
MAX PRESSURE	12 BAR (174PSI)
CONNECTOR	EUROPE TYPE CONNECTOR
PACKED BY	SLIDING CARD



BENCH GRINDER BK-BG1506

Features

- Dust Proff Switch.
- Heavy Duty Aluminum Base For Longer Use.
- 6 Inch Wheel Size For Your DIY Grinding Application.
- Safety Eye Shield For User Safety & Protection.
- 1 Set Eye Shield & 1 Pcs Tool Storage Box.



SPECIFICATIONS			
VOLTAGE	220V-240V~50Hz	ACCESSORIES	1 SET EYE SHIELD
INPUT POWER	150W	PACKED BY	COLOR BOX
WHEEL SIZE	150MM (6")	HEAVY DUTY ALUMINUM BASE	
NO LOAD SPEED	2950 RPM	ADJUSTABLE WORK REST	

⚡
150W

🔄
2950 RPM

📏
150 MM/6"

BENCH GRINDER BK-BG3508

Features

- Dust Proff Switch.
- Heavy Duty Aluminum Base For Longer Use.
- 8 Inch Wheel Size For Your DIY Grinding Application.
- Safety Eye Shield For User Safety & Protection.
- 1 Set Eye Shield & 1 Pcs Tool Storage Box..



SPECIFICATIONS			
VOLTAGE	220V-240V~50Hz	ACCESSORIES	1 SET EYE SHIELD
INPUT POWER	350W	PACKED BY	COLOR BOX
WHEEL SIZE	200MM (8")	HEAVY DUTY ALUMINUM BASE	
NO LOAD SPEED	2950 RPM	ADJUSTABLE WORK REST	

⚡
350W

🔄
2950 RPM

📏
200 MM/8"

DRILL PRESS BK-TD35013

Features

- Strong & Durable Base For Longer Use.
- Variable Speed Setting For Smooth & Precision Drilling Work.
- Portable Design To Move Anywhere For Your Various Jobsite.
- 360 Degree Movable Head For User Convenience & Flexibility.



SPECIFICATIONS			
VOLTAGE	220V-240V~50Hz	COLUMN DIAMETER	46 MM
INPUT POWER	350W	TABLE SIZE	160*160 MM
MAX DRILLING	13 MM	BASE SIZE	291*183 MM
NO LOAD SPEED	620-3140 RPM	NET WEIGHT	16 KGS
SPINDLE SPEED SETTINGS	5	MACHINE HEIGHT	590 MM
SPINDLE TRAVEL	50 MM	PACKED BY	CARTON BOX
ADJUSTABLE WORK REST			

⚡
350W


🔄
620-
3140 RPM

📏
13 MM

CORE CUTTER BK-CC28001

POWER TOOLS


SPECIFICATIONS		
DRILLING CAPACITY	MAX DRILLING DIAMETER	200MM
SPINDLE THREAD	M22	
VOLTAGE	220V-240V~50/60Hz	
INPUT POWER	2800W	
NO LOAD SPEED	800 RPM	
ACCESSORIES	DRILLING STAND LEAKAGE PROTECTION SWITCH	
PACKED BY	COLOR BOX	



CORE CUTTER BK-CC22001

POWER TOOLS

SPECIFICATIONS		
DRILLING CAPACITY	MAX DRILLING DIAMETER	160MM
SPINDLE THREAD	M22	
VOLTAGE	220V-240V~50/60Hz	
INPUT POWER	2200W	
NO LOAD SPEED	0-1050 RPM	
ACCESSORIES	DRILLING STAND LEAKAGE PROTECTION SWITCH	
PACKED BY	COLOR BOX	



ONE PIECE CLAW HAMMER HT-CL02316

- WEIGHT : 16 OZ / 450 G
- Single Piece Forged Hammer Heat Treated Steel
- Decrease Vibration When , Hammer Is Used



HATCHET AXE HT-HAX2306

- WEIGHT : 880 G
- Drop-Forged Hammerhead
- Heat Treatment , 45# Carbon Steel
- Unique Design Fiberglass Handle



CLAW HAMMER 8 OZ HT-CLH0801

- WEIGHT : 8 OZ / 220 G
- Drop-Forged Hammerhead
- Heat Treatment , 45# Carbon Steel
- Unique Design Fiberglass Handle



CLAW HAMMER 16 OZ HT-CLH1601

- WEIGHT : 16 OZ / 450 G
- Drop-Forged Hammerhead
- Heat Treatment , 45# Carbon Steel
- Unique Design Fiberglass Handle



MACHINIST HAMMER 100G HT-MH1001

- WEIGHT : 100 G
- Drop-Forged Hammerhead
- Heat Treatment , 45# Carbon Steel
- Unique Design Fiberglass Handle



MACHINIST HAMMER 200G HT-MH2001

- WEIGHT : 200 G
- Drop-Forged Hammerhead
- Heat Treatment , 45# Carbon Steel
- Unique Design Fiberglass Handle



MACHINIST HAMMER 300 G HT-MH3001

- WEIGHT : 300 G
- Drop-Forged Hammerhead
- Heat Treatment , 45# Carbon Steel
- Unique Design Fiberglass Handle



MACHINIST HAMMER 500G HT-MH5001

- WEIGHT : 500 G
- Drop-Forged Hammerhead
- Heat Treatment , 45# Carbon Steel
- Unique Design Fiberglass Handle



BLACK RUBBER HAMMER 8 OZ HT-RUH0801

- WEIGHT : 8 OZ / 220 G
- Black Rubber Hammerhead
- Non - Marring Plastic Faces
Protect Workpiece Surface
- Unique Design Fiberglass Handle



BLACK RUBBER HAMMER 16 OZ HT-RUHB1601

- WEIGHT : 16 OZ / 450 G
- Black Rubber Hammerhead
- Non - Marring Plastic Faces
Protect Workpiece Surface
- Unique Design Fiberglass Handle



WHITE RUBBER HAMMER 16 OZ HT-RUHW1601

- WEIGHT : 16 OZ / 450 G
- White Rubber Hammerhead
- Non - Marring Plastic Faces
Protect Workpiece Surface
- Unique Design Fiberglass Handle



BLACK + WHITE RUBBER HAMMER 16 OZ HT-RUH1602

- WEIGHT : 16 OZ / 450 G
- Black + White Rubber Hammerhead
- Non - Marring Plastic Faces
Protect Workpiece Surface
- Unique Design Fiberglass Handle



STONNING HAMMER (1 KG) HT-SH10001

- WEIGHT : 1 KG
- Drop Forged 45# Carbon Steel
- Heat Treatment
- Unique Design Fiberglass Handle



STONNING HAMMER (1.5 KG) HT-SH15001

- WEIGHT : 1.5 KG
- Drop Forged 45# Carbon Steel
- Heat Treatment
- Unique Design Fiberglass Handle



STONNING HAMMER (2.0 KG) HT-SH20001

- WEIGHT : 2.0 KG
- Drop Forged 45# Carbon Steel
- Heat Treatment
- Unique Design Fiberglass Handle



AXE WITH FIBREGLASS HANDLE HT-HAX6001

- WEIGHT : 600 G
- Drop Forged 45# Carbon Steel
- Heat Treatment
- Unique Design Fiberglass Handle



BALL PEIN HAMMER 16 OZ HT-BPH1601

- WEIGHT : 16 OZ / 450 G
- Drop-Forged Hammerhead
- Heat Treatment , 45# Carbon Steel
- Unique Design Fiberglass Handle



BALL PEIN HAMMER 24 OZ HT-BPH2401

- WEIGHT : 24 OZ / 660 G
- Drop-Forged Hammerhead
- Heat Treatment , 45# Carbon Steel
- Unique Design Fiberglass Handle



CROSS PEIN HAMMER 20 MM HT-CPH2001

- WEIGHT : 20 MM / 300 G
- Drop-Forged Hammerhead
- Heat Treatment , 45# Carbon Steel
- Unique Design Fiberglass Handle



CROSS PEIN HAMMER 25 MM HT-CPH2501

- WEIGHT : 25 MM / 480 G
- Drop-Forged Hammerhead
- Heat Treatment , 45# Carbon Steel
- Unique Design Fiberglass Handle



CLAW HAMMER HT-CHST0802 **(STEEL HANDLE) 8 OZ**

- WEIGHT : 8 OZ / 220 G
- Drop-Forged Hammerhead
- Heat Treatment , 45# Carbon Steel
- Unique Design Fiberglass Handle



MULTI-FUNCTION STRIPPING COMBINATION PLIER HT-MSP0801

- SIZE : 200 MM (8")
- #55 Carbon Steel Material
- Polish and Anti-Rust Oil
- Two Color Handle



GERMAN TYPE COMBINATION PLIER HT-KCP0801

- SIZE : 200 MM (8")
- #55 Carbon Steel Material
- Polish and Anti-Rust Oil
- Two Color Handle



GERMAN TYPE COMBINATION PLIER HT-KCP0601

- SIZE : 150 MM (6")
- #55 Carbon Steel Material
- Polish and Anti-Rust Oil
- Two Color Handle



GERMAN TYPE DIAGONAL CUTTING PLIER

HT-DCP0601

- SIZE : 150 MM (6")
- #55 Carbon Steel Material
- Polish and Anti-Rust Oil
- Two Color Handle



MINI BOARD NIPPER HT-MBN0501

- SIZE : 150 MM (6")
- Made Of High Quality Material
- Suitable For Cutting Soft Copper, Aluminum Wires
- Cut Wire Upto 3MM Diameter
- Fully Finished & Polished Cutting Edges



5" ELECTRONIC NIPPER HT-ENP0502

- SIZE : 150 MM (6")
- Automotive & Multipurpose Use
- #55 Carbon Steel Material
- 15 CM Height & 1.5 CM Length



12" BOLT CUTTER HT-BCE1201

- Drop Forged CR-V Blade With High Quality
- Carbon Steel
- Body Heat Treatment
- Cutting Edge Induction Quenched,
- Cutting Edge Hardness : 56-61 HRC
- Size:12"
- CR-V Blade
- Black Finish & Polish
- TPR Two Color Handle
- Packed By Paper Card



14" BOLT CUTTER HT-BCE1401

- Drop Forged CR-V Blade With High Quality
- Carbon Steel
- Body Heat Treatment
- Cutting Edge Induction Quenched,
- Cutting Edge Hardness : 56-61 HRC
- Size:14"
- CR-V Blade
- Black fFnish & Polish
- TPR Two Color Handle
- Packed By Paper Card



18" BOLT CUTTER HT-BCE1801

- Drop Forged CR-V Blade With High Quality
- Carbon Steel
- Body Heat Treatment
- Cutting Edge Induction Quenched,
- Cutting Edge Hardness : 56-61 HRC
- Size:18"
- CR-V Blade
- Black fFnish & Polish
- TPR Two Color Handle
- Packed By Paper Card



24" BOLT CUTTER HT-BCE2401

- Drop Forged CR-V Blade With High Quality
- Carbon Steel
- Body Heat Treatment
- Cutting Edge Induction Quenched,
- Cutting Edge Hardness : 56-61 HRC
- Size:24"
- CR-V Blade
- Black fFnish & Polish
- TPR Two Color Handle
- Packed By Paper Card



36" BOLT CUTTER HT-BCE3601

- Drop Forged CR-V Blade With High Quality
- Carbon Steel
- Body Heat Treatment
- Cutting Edge Induction Quenched,
- Cutting Edge Hardness : 56-61 HRC
- Size:36"
- CR-V Blade
- Black fFnish & Polish
- TPR Two Color Handle
- Packed By Paper Card



42" BOLT CUTTER HT-BCE4201

- Drop Forged CR-V Blade With High Quality
- Carbon Steel
- Body Heat Treatment
- Cutting Edge Induction Quenched,
- Cutting Edge Hardness : 56-61 HRC
- Size:42"
- CR-V Blade
- Black fFnish & Polish
- TPR Two Color Handle
- Packed By Paper Card



MULTI FUNCTION WIRE CUTTER & STRIPPER HT-SP0802

- Multifunctional Tool Combines-
- Cutting, Stripping & Crimping
- Equipped With Durable & Sharp Blades
- Built In Safety Lock
- Suitable For Cutting Upto: 16MM²
- Stripping Size: 1.3MM², 1.6MM², 2.0MM², 2.6MM²



6" CABLE CUTTER HT-CC0601

- Size:6"/160 MM
- Black Finish & Polish
- Drop Forged With CR-V Steel
- Cutting Edge Induction Quenched
- Packed By Half Double Blister



8" CABLE CUTTER HT-CC0801

- Size:8"/200 MM
- Black Finish & Polish
- Drop Forged With CR-V Steel
- Cutting Edge Induction Quenched
- Packed By Half Double Blister



10" CABLE CUTTER HT-CC1001

- Size:10"/250 MM
- Black Finish & Polish
- Drop Forged 55# Carbon Steel
- Cutting Edge Induction Quenched
- Packed By Half Double Blister



18" CABLE CUTTER HT-CC1801

- Size:18"/460 MM
- Black Finish & Polish
- Drop Forged Blade With T8A Steel
- Cutting Edge Induction Quenched
- Packed By Half Double Blister



24" CABLE CUTTER HT-CC2401

- Size:24"/610 MM
- Black Finish & Polish
- Drop Forged Blade With T8A Steel
- Cutting Edge Induction Quenched
- Packed By Half Double Blister



8" HEAVY DUTY PIPE WRENCH HT-HPW0801

- Size:8"/200 MM
- Max Clamping Diameter:27 MM
- Mobile Jaw Drop-Forged With Quality Carbon Steel
- Induction Hardening Of Teeth
- Body Material: Malleable Cast Iron
- Black Finish & Polish
- Solid Rivet
- Packed By Paper Card



10" HEAVY DUTY PIPE WRENCH HT-HPW1001

- Size:10"/250 MM
- Max Clamping Diameter:34 MM
- Mobile Jaw Drop-Forged With Quality Carbon Steel
- Induction Hardening Of Teeth
- Body Material: Malleable Cast Iron
- Black Finish & Polish
- Solid Rivet
- Packed By Paper Card



12" HEAVY DUTY PIPE WRENCH HT-HPW1201

- Size:12"/300 MM
- Max Clamping Diameter:42 MM
- Mobile Jaw Drop-Forged With Quality Carbon Steel
- Induction Hardening Of Teeth
- Body Material: Malleable Cast Iron
- Black Finish & Polish
- Solid Rivet
- Packed By Paper Card



14" HEAVY DUTY PIPE WRENCH HT-HPW1401

- Size:14"/350 MM
- Max Clamping Diameter:50 MM
- Mobile Jaw Drop-Forged With Quality Carbon Steel
- Induction Hardening Of Teeth
- Body Material: Malleable Cast Iron
- Black Finish & Polish
- Solid Rivet
- Packed By Paper Card



10" LOCKING PLIER (CURVED JAW) HT-LP1001

- Size:10"
- Carbon Steel
- Opening Range: 0-50 MM
- HRC380 - HRC480
- Nickel Plated
- Packed By Half Double Blister




10" LOCKING PLIER (STRAIGHT JAW) HT-LP1002

- Size:10"
- Carbon Steel
- Opening Range: 0-50 MM
- HRC380 - HRC480
- Nickel Plated
- Packed By Half Double Blister



8" MINI BOLT CUTTER HT-MBC0801

- Size:8"
- Material Of Head: 65MN,
- Drop Forged
- Black Finish & Polish
- A Lock At The End Of Handle
- Packed By Sliding Card



8" MINI BOLT CUTTER HT-MBC0802

- Size:8"
- Material Of Head: CR-V,
- Drop Forged
- Black Finish & Polish
- TPR Two Color Handle
- A Lock At The End Of Handle
- Packed By Sliding Card



MULTI FUNCTION WIRE STRIPPING PLIERS HT-MFCC0801

- Size: 8"
- Adopting Superior Grade Steel Rolled & Heat Treatment
- Suitable For Cutting & Stripping Cables
- TPR Two Color handle
- Packed By Slide Card



MULTI FUNCTION ELECTRICIAN'S PLIERS HT-MFCC0803

- Size: 8"
- Adopting Superior Grade Steel Rolled & Heat Treatment
- Suitable For Cutting & Stripping Cables
- TPR Two Color handle
- Packed By Slide Card



AVIATION SNIP HT-AS101R

- Drop Forged Chrome Molybdenum Alloy
- Steel Blade With Serrated Edges
- Unique Design Two Tone Soft Handle
- Aviation Snip (Right)
- Length: 250 MM (10")
- Max. Cutting Thickness :
Carbon Steel ≤ 1.2 MM
Stainless Steel ≤ 0.7 MM
- Packed By Half Double Blister



AVIATION SNIP HT-AS102S

- Drop Forged Chrome Molybdenum Alloy
- Steel Blade With Serrated Edges
- Unique Design Two Tone Soft Handle
- Aviation Snip (Straight)
- Length: 250 MM (10")
- Max. Cutting Thickness :
Carbon Steel ≤ 1.2 MM
Stainless Steel ≤ 0.7 MM
- Packed By Half Double Blister



AVIATION SNIP HT-AS103L

- Drop Forged Chrome Molybdenum Alloy
- Steel Blade With Serrated Edges
- Unique Design Two Tone Soft Handle
- Aviation Snip (Left)
- Length: 250 MM (10")
- Max. Cutting Thickness :
Carbon Steel ≤ 1.2 MM
Stainless Steel ≤ 0.7 MM
- Packed By Half Double Blister



TINMAN'S SNIP GERMAN TYPE HT-TS1001

- Size : 10"
- Material : Drop Forged With
- High Quality Carbon Steel
- Max Cutting Thickness :
Carbon Steel ≤ 0.8 MM
Stainless Steel ≤ 0.6 MM
- Double Dipped Grip Handle
- Packed By Half Double Blister



TINMAN'S SNIP GERMAN TYPE HT-TS1201

- Size : 12"
- Material : Drop Forged With
- High Quality Carbon Steel
- Max Cutting Thickness :
Carbon Steel ≤ 0.8 MM
Stainless Steel ≤ 0.6 MM
- Double Dipped Grip Handle
- Packed By Half Double Blister



8" CARPENTER'S PLIER HT-CP0801

- Size : 8"/200 MM
- Material : Drop Forged CR-V
- Black Finish & Polish
- Cutting Edge Induction
Quenched
With Plastic Handle
- Packed By PP Hanger



6" END CUTTING PLIER HT-ECP0601

- Size : 6"/160 MM
- Material : Drop Forged CR-V
- Black Finish & Polish
- Cutting Edge Induction
Quenched
With Plastic Handle
- Packed By PP Hanger



7" END CUTTING PLIER HT-ECP0701

- Size : 7"/180 MM
- Material : Drop Forged CR-V
- Black Finish & Polish
- Cutting Edge Induction
Quenched
With Plastic Handle
- Packed By PP Hanger




PVC PIPE CUTTER HT-PVC09

- Length: 225 MM
- Material : 3CR13 Stainless Steel
- Cutting Diameter : 3-42 MM
- Auto Open Function
- Packed By Half Double Blister



MULTI FUNCTION PLIER HT-SP0801

- Strip Size : 10,12,14,16,18MM
- Multi Point Grips To Tighten Nuts & Bolts With Hexagonal Head
- Two Dimension Of Bolt Cropper To Cut M3.5 & M5 Bolts
- Threaded For An Accurate Cut
- Universal Serrated Gripping Jaw
- Packed By Slide Card



DRY WALL SANDER POWER TOOLS

Features

- 750W Power For Better Performance.
- 600-2300 RPM No Load Speed.
- 215 MM Grinding Pad Diameter.
- 225 MM Sanding Pad Diameter.
- 38 MM Dust Hose Diameter.

SPECIFICATIONS		
CAPACITY	INPUT POWER	750 W
	NO-LOAD SPEED	600-2300 RPM
	TUBE DIAMETER	32 MM
	VOLTAGE	220-240V~50/60Hz
GRINDING PAD DIAMETER		215 MM
SANDING PAD DIAMETER		225 MM
DUST HOSE DIAMETER		38 MM
WITH LED LIGHT		
WITH 6 PCS SANDING PAPER		
WITH 2 PCS CONNECTION ADAPTERS		
WITH 4M FLEXIBLE PIPE		
WITH 1 PCS EXTENSION BAR		
PACKED BY CANVAS BAG		



750 V



225 MM

600-2300
RPM



Power on your hand

**K-209, VISHALA LANDMARK,
Sardar Patel Ring Rd, Above Marigold Restaurant,
Opp. Kathwada GIDC, Nikol, Ahmedabad-382350
(Guj.) INDIA.**

E-mail: support@bookmyparts.com

 **+91 89576 26262 | +91 74330 96217**